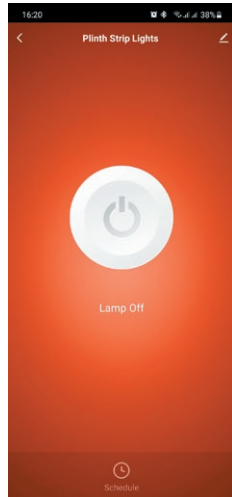


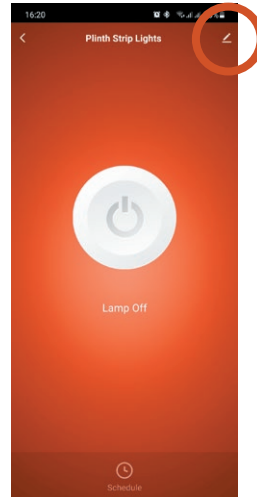
HOW TO create a group IN THE VEWSMART APP



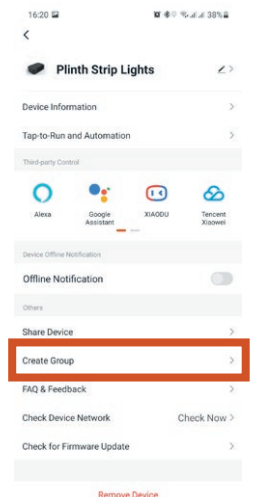
1. Open the VEWsmart app



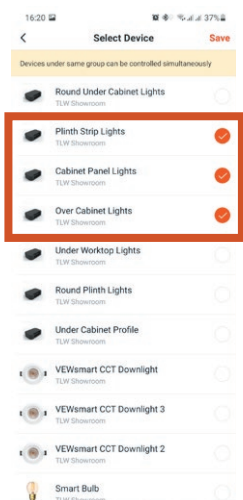
2. Select a product you would like in a group



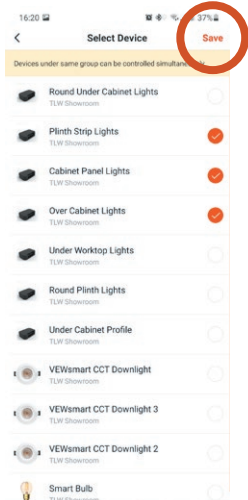
3. Tap on the **edit** button in the top right



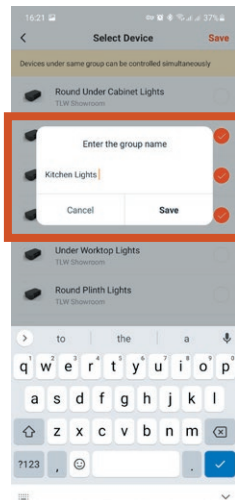
4. Select '**Create Group**'



5. Select all other devices you would like in this group



6. Select '**Save**' in the top right



7. Type in the **name** you would like the **group** to be called and **click save**



8. You can then control all these lights via the group which will be on the home page



vevsmart™