

Product Name: Nova Ultra-Thin Cabinet Light 3.5W

Product Code: K01-0172



Kit Contents

- LED cabinet light with micro connector

Important Safety Information

12v class III product

Installation should only be carried out by a qualified electrician.

Install the light fitting in the desired position and fix using the screws provided.

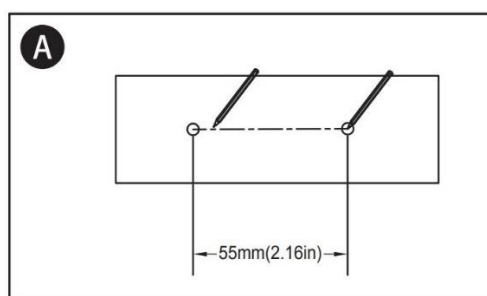
Do NOT connect directly to the mains supply.

This product may contain substances that can be hazardous to the environment if not disposed of properly.

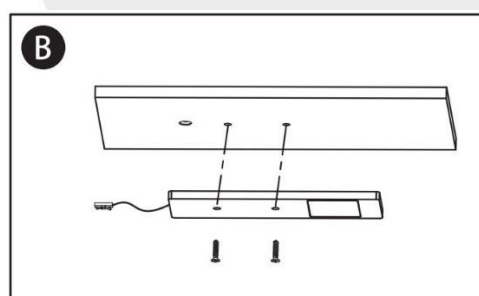
Electrical and electronic equipment should never be disposed of with household waste.

Installation

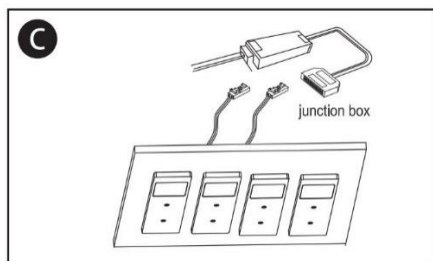
Recess mounted installation



- 1 Using the mounting template mark the desired location for installation.



- 2 Fix the mounting screws to the two positions marked in the desired location.



- 3 Connect the fittings to the junction box on the driver.

- 4 Connect driver to 240V power supply (driver may not be supplied with lights)

INSTALLATION GUIDE

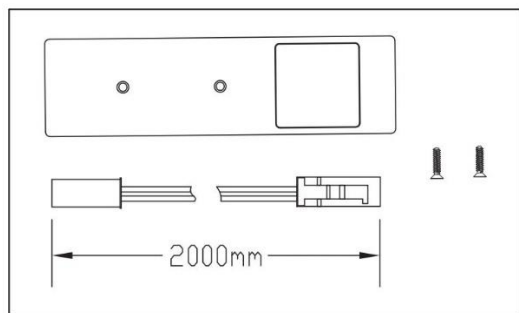
Product Name: Nova Ultra-Thin Cabinet Light 3.5W

Product Code: K01-0172

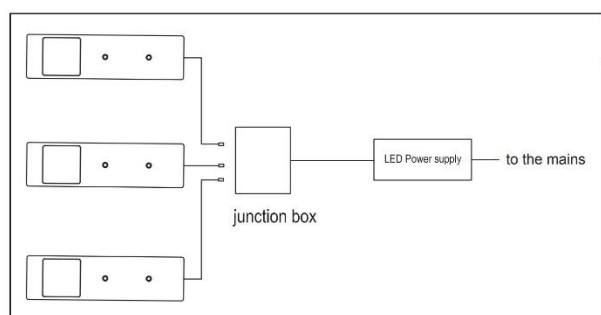


Other Information

Kit Equipment:



Mains Power Connection:



For further details, prices and/or to order contact

+44 (0)1302 741941 | sales@tlwglobal.com | tlwglobal.com

TLW Brunel House, Brunel Close, Harworth, Doncaster, South Yorkshire, DN11 8QA