



view

VEWLIGHTING.COM



WHEN LIGHT BECOMES ART

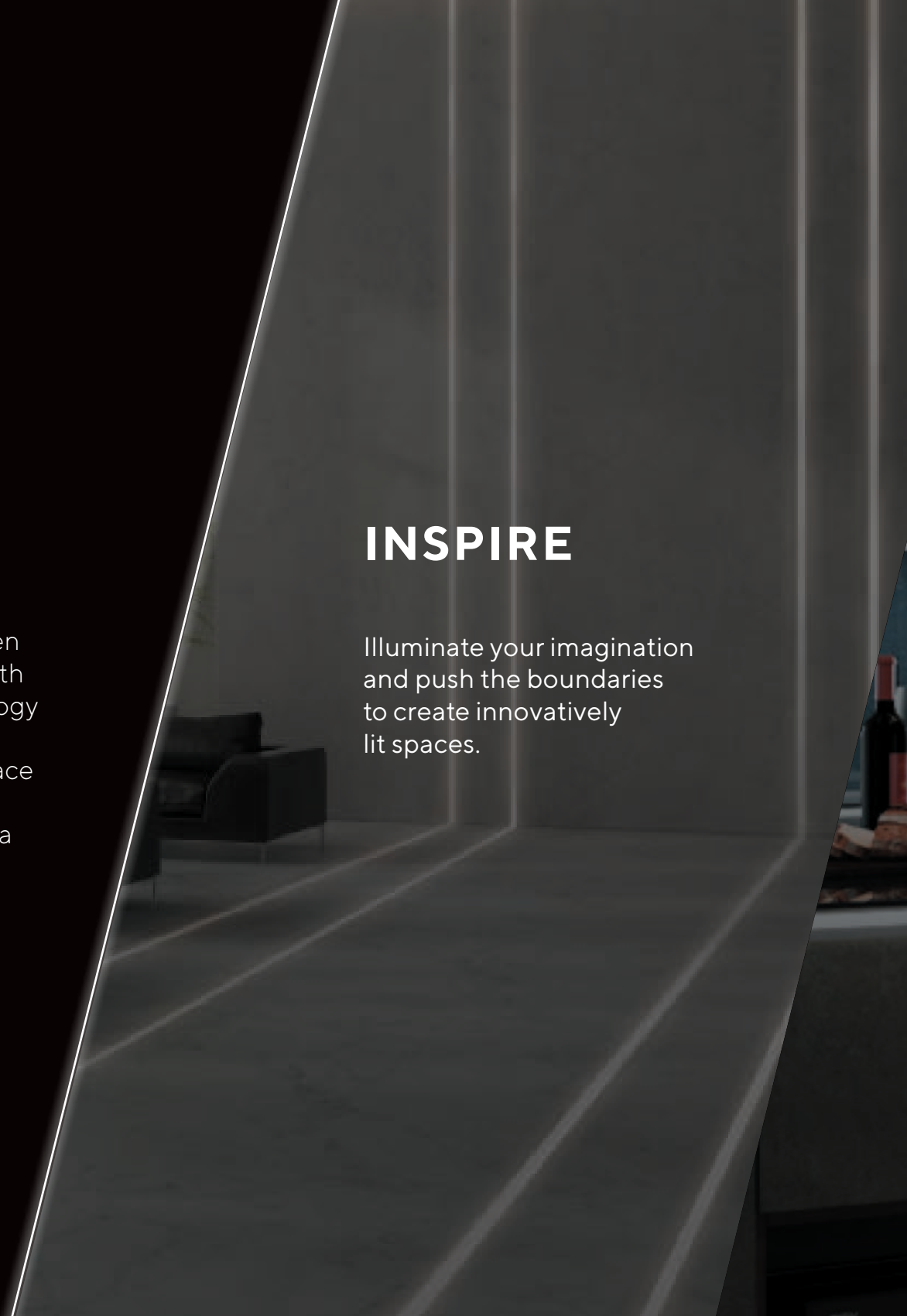


## EXPLORE LIGHTING

Lighting can reshape even the simplest of spaces with minimal cost. As technology has evolved, lighting can now visually elevate a space and increase its value simultaneously, creating a more rounded attractive range of installations for your customers.

## INSPIRE

Illuminate your imagination and push the boundaries to create innovatively lit spaces.





## INTEGRATE

Bring your ideas to life, there's no limit to where light can shine.

## ENLIGHTEN

Transform your customers' interiors and change the way they experience light forever.





VIEW LIGHTING

BRANDS





veWtube™

VEWtube is our LED lighting video platform on YouTube. We publish lighting guides, product overviews and exclusive offers.



veWhome™

Illuminate your home spaces with VEWhome. More information on VEWhome is coming soon.



veWsmart™

VEWsmart is our smart lighting offering that can also integrate with your Google Home, Amazon Alexa and Apple Home.



veWacademy™

The VEWacademy is the culmination of TLW's specialist knowledge and passion to help others to get the best from our lighting.

The VEWacademy is exclusively for our trade customers.



TRAINING AT YOUR FINGERTIPS



ILLUMINATING SPACES



GLOBALLY CONNECTED



IMPARTING KNOWLEDGE

VIEW LIGHTING

vevmirrors™

## YOUR MIRROR, YOUR WAY

VEVmirrors is a contract and project mirror offering from TLW and this will involve minimum order quantities of at least 10.

Many projects have been successfully completed with apartment developers, housebuilders, hotels, university student accommodations and retirement homes.

### **Bespoke LED Mirrors**

We have the ability to design, manufacture and deliver mirrors according to the project requirements.

Our manufacturing, warehouse and logistic operations are fully geared up for large volumes and call off orders, delivered direct to site by our own delivery fleet of vehicles ensuring consistency, reliability and that your project keeps to schedule.

Our loyal staff live and breath the company mission, vision, values and culture statements. We stand for loyalty, honesty, efficiency and service. If you're not already working with us, a warm welcome awaits and we'd love for you to be a part of our continued success.

**For more information about our range of VEVmirrors products please contact our team of specialists.**







VIEW LIGHTING

# viewcustom™

## YOUR LIGHTING, YOUR WAY

A one stop supply for your lighting requirements. This saves you the hassle of procuring lighting components from multiple suppliers.

### Pre-assembled products, meaning:

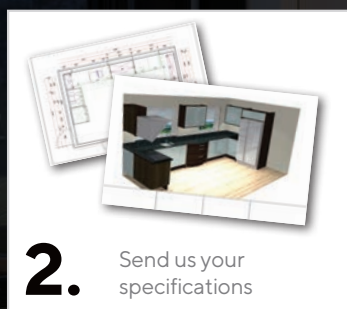
- LED strip and profile is supplied as built up units, saving you preparation and installation time
- Product wastage and damages are eliminated/significantly reduced
- Supplied in kit format per layout, fully labelled and with LED drivers, making it hassle free and easy for the installation teams

### Flexible delivery options:

- Cut down on your stock holding/inventory
- Ability to deliver to a predetermined call off schedule
- Direct to site deliveries available if required



**1.** Select your LED tape and profile



**2.** Send us your specifications




**3.** We will provide a competitive quote for kit format or individual lengths


**VIEWcustom can provide the LED lighting solutions you need quickly and easily tailor made for your business's needs and requirements. Please contact our team of specialists.**




Please use our colour-coded icons to assist in making sure you are selecting compatible items for the area you wish to install a product. Please feel free to discuss by calling the team on +44(0)1302 741941




KONNEX system




IP44 IP rating of fitting




Suitable for Bathrooms




Cut out dimensions




Recess depth




Suitable for Bedrooms




LED Changeable Colour Temperature (CCT)



RGB LED technology



Suitable for Kitchens




COB




SMD




Lithium powered



Micro Connector




Universal connector system for single colour, CCT & RGB



Pressure sensitive adhesive tape



Connects directly with the VEWsmart app



Require the VEWsmart hub to connect to the internet

For more information on all of these features please go to pages 74-77

# Ordering

Here at TLW we are making ordering even easier. Here is an example of a VEW product: Galaxy Cabinet Light.

The \* at the end of the product code indicates that you have options. These are listed below the product code and are broken down into steps. In this example, STEP 1 asks you to select the finish, then STEP 2 shows the available colour temperatures. Simply take the product code and add the letters from the options you require to create the product code you will need for ordering.

**For example:**  
**K01-0100PCNW** = Finished in Polished Chrome with Natural White colour LED.  
**K01-0100SSD** = Finished in Stainless Steel with Daylight colour LED.

**Galaxy**  
**IP44 LED Cabinet Light 2.6w**  
K01-0100\*

**\*STEP 1**  
Select Finish

SS PC

**\*STEP 2**  
Select Colour Temp

WW NW D

**KEY:** Warm White (WW) | Natural White (NW) | Daylight (D) | Stainless Steel (SS) | Polished Chrome (PC)



# SMD Technology



SMD, or 'Surface Mounted Diode' LED products contain a permanently fused LED chip on a printed circuit board. This is then enveloped in an epoxy resin.

## Key features:

- Good light output with low energy consumption
- Wide beam angle for increased spread of light
- Long lifespan
- Lower energy costs with a high level of performance

# COB Technology



COB or "Chip on Board" technology contains a high number of diodes on the same surface, making it extremely bright but keeping the energy consumption very low. It also a high lumen-per-watt ration and heat efficiency.

## Key features:

- Very high light output with low energy consumption
- Highly diffused light
- Wide beam angle for increased spread of light
- Minimal heat output
- Long lifespan



# Changeable Colour Temperature



CCT stands for 'correlative colour temperature' which indicates the colour appearance of a white LED. Is it defined in Kelvins.

**What are CCT switchable products?** When a product is CCT switchable, this means that it can be controlled to be 3000K warm white, 4000K natural white or 6000K daylight.

**What are CCT adjustable products?** CCT adjustable products can be transitioned from 3000K warm white through to 6000K daylight or anything in between with the use of a remote control or a mobile device application.

# RGB



Our RGB products allow you to select a light colour from every colour in the rainbow. This effect is stylish, versatile and highly relaxing!

# KONNEX SYSTEM

Installing cabinet lighting is a whole lot easier with our simple KONNEX plug and play system. KONNEX has been designed to alleviate stress and reduce installation times and has already proved to be a hit with many electricians who have praised the system.

We believe the KONNEX system is a huge help when installing our VEW range of lighting to your customer's kitchen, bedroom and bathroom - after all, it just KONNEX!

## Key features:

- Separate power lead makes it easier to route from power source to the fitting
- Simply unplug the lead from the fitting if your customer wants to change the light
- Individual components allows for easier troubleshooting
- Available throughout the VEW range





VIEW LIGHTING

# vevsmart™

Our system uses WIFI or Zigbee 3.0 technology which is recognised as one of the safest and most secure systems to connect up your home. You can connect via the VEWsmart APP, Alexa\*, Philips Hue\* and to Google Home and Siri via account linking.

**For more information please contact us on 01302 741941**







VIEW LIGHTING

# CABINET



Nova Mini  
Ultra-Thin Cabinet Light 2.2w



Code: K01-0171\*

- Discreet with high light output
- 2.2w
- 3000K - 140 lumens
- 4000K - 150 lumens
- 6000K - 160 lumens
- Aluminium construction
- Surface mounted
- 2m power lead with micro connector
- Dimensions: L150 x W35 x H7mm
- Available to order as single lights or kits



\*STEP 1  
Select Colour Temp



Nova  
Ultra-Thin Cabinet Light 3.5w



Code: K01-0172\*

- Super thin surface mounted light
- 3.5w
- 3000K - 260 lumens
- 4000K - 270 lumens
- 6000K - 280 lumens
- Aluminium construction
- Surface mounted
- 2m power lead with micro connector
- Dimensions: L180 x W50 x H7mm
- Available to order as single lights or kits



\*STEP 1  
Select Colour Temp



Orbit  
IP44 Cabinet Light 1.5w




Code: K01-0091\*

- Super bright mini light
- 1.5w
- 3000K - 90 lumens
- 4000K - 100 lumens
- Recess mounted
- 2m power lead with micro connector
- Dimensions: 35mm diameter
- Available to order as single lights or kits



\*STEP 1  
Select Finish



\*STEP 2  
Select Colour Temp









# Slim Square



## LED Square Panel Light 3w



Code: K01-0190\*

- Super thin diffused light
- 3w
- 3000K - 140 lumens
- 4000K - 150 lumens
- Surface mounted with 3M VHB adhesive pads
- 1.5m power lead with micro connector
- Dimensions: L100 x W100 x D5mm
- Available to order as single lights or kits

3M<sup>VHB</sup>



\*STEP 1

Select Finish

WH

SL

BK

\*STEP 2

Select Colour Temp

WW

NW

# Slim Rectangle



## LED Rectangle Panel Light 6w



Code: K01-0191\*

- Super thin diffused light
- 6w
- 3000K - 280 lumens
- 4000K - 300 lumens
- Surface mounted with 3M VHB adhesive pads
- 1.5m power lead with micro connector
- Dimensions: L200 x W100 x D5mm
- Available to order as single lights or kits

3M<sup>VHB</sup>



\*STEP 1

Select Finish

WH

SL

BK

\*STEP 2

Select Colour Temp

WW

NW

We offer a number of options in our spot cabinet lighting range. The table below displays the different features and specifications. First, select the type of LED, then select the shape of light you require.

Star  
SMD LED Cabinet  
Light 2w

- Great value cabinet light
- 2w
- 3000K - 105 lumens
- 4000K - 120 lumens
- 6000K - 125 lumens
- Diffused Lens
- Surface mounted
- 2m power lead with micro connector
- SMD LED - Surface Mounted Diode
- Available to order as single lights or kits



\*STEP 1 Select Colour Temp



Galaxy  
IP44 COB LED  
Cabinet Light 2.6w

- Dotless appearance
- 2.6w
- 3000K - 182 lumens
- 4000K - 192 lumens
- 6000K - 200 lumens
- Diffused Lens
- Recess or Surface Mounted
- 2m power lead with micro connector
- SMD LED - Surface Mounted Diode
- Available to order as single lights or kits



\*STEP 1 Select Colour Temp



Spot CCT -  
SMD LED CCT  
Cabinet Light 2w

- Change colour temperature using a switch on the reverse of the product
- Recessed only

- Colour temperature selectable
- 2w
- 3000K - 105 lumens
- 4000K - 120 lumens
- 6000K - 125 lumens
- Diffused Lens
- Recess mounted
- 2m power lead with micro connector
- SMD LED - Surface Mounted Diode
- Available to order as single lights or kits



Colour Temperature Selector



Spot CCT  
Remote/App  
- SMD LED CCT  
Cabinet Light 2w

- Change colour temperature using a remote control or mobile app

- Colour temperature selectable
- 2w
- 3000K - 105 lumens
- 4000K - 120 lumens
- 6000K - 125 lumens
- Diffused Lens
- Recess mounted
- 2m power lead with micro connector
- SMD LED - Surface Mounted Diode
- Available to order as single lights or kits



Colour Temperature Selector






**LED Round Angled Surface Mounting Spacer**  
K01-0103SS

**LED Round Surface Mounting Spacer**  
K01-0101\* \*SS or PC




Dimensions: 65mm diameter

Flat Tri-Light



Dimensions: L167 x W164 x H21mm

Square Light



Dimensions: L111 x W111 x H20mm

Wedge Light




Dimensions: L150 x W85 x H55mm

Tri-Light




Dimensions: L142 x W126 x H41mm

K01-0130\*



K01-0146\*



K01-0148\*



K01-0142\*




K01-0140\*




K01-0100\*

K01-0102\*  
Comes with Mounting Spacer



K01-0126\*



K01-0128\*



K01-0122\*



K01-0120\*



K01-0131\*



K01-0146CCT\*



K01-0148CCT\*




K01-0142CCT\*




K01-0140CCT\*



K01-0136\*



K01-0166CCT\*



K01-0168CCT\*



K01-0162CCT\*



K01-0160CCT\*





VIEW LIGHTING

# LED TAPE & ACCESSORIES




# Callo

LED Tape 4.8w 60 LEDs Per Metre



Code: K30-5720\*

- Great for ambient lighting
- 4.8w 60 LEDs per metre
- 3000K - 385 lumens per metre
- 4000K - 430 lumens per metre
- 6000K - 440 lumens per metre
- Cutable every 50mm
- Roll length: 5m
- CRI>90-95
- Bespoke sizes available
- 2m power lead with micro connector
- Dimensions: W8 x D3mm
- Available to order as single tapes or kits



\*Select Colour Temp



For all control options please See pages 66-73

# Bon

LED Tape 9.6w 120 LEDs Per Metre



Code: K30-5730\*

- Great for task lighting
- 9.6w 120 LEDs per metre
- 3000K - 760 lumens per metre
- 4000K - 865 lumens per metre
- 6000K - 870 lumens per metre
- Cutable every 25mm
- Roll length: 5m
- CRI>90-95
- Bespoke sizes available
- 2m power lead with micro connector
- Dimensions: W8 x D3mm
- Available to order as single tapes or kits



\*Select Colour Temp



For all control options please See pages 66-73



Side  
LED Side Emitting Tape 4.8w 60  
LEDs Per Metre



- Code: K30-5770\***
- Edge lit LED tape
  - 4.8w 60 LEDs per metre
  - 3000K - 305 lumens per metre
  - 4000K - 320 lumens per metre
  - Cuttable every 50mm
  - Roll length: 5m
  - CRI>80
  - Bespoke sizes available
  - 2m power lead with micro connector
  - Dimensions: W8 x D3mm
  - Available to order as single tapes or kits



\*Select Colour Temp WW NW

For all control options please See pages 66-73

Side +  
LED Side Emitting Tape 9.6w 120 LEDs  
Per Metre



- Code: K30-5780\***
- Edge lit LED tape
  - Great for use on curves, radiuses and 90° angles
  - 9.6w 120 LEDs per metre
  - 3000K - 615 lumens per metre
  - 4000K - 672 lumens per metre
  - Cuttable every 25mm
  - Roll length: 5m
  - CRI>80
  - Bespoke sizes available
  - 2m power lead with micro connector
  - Dimensions: W8 x D3mm
  - Available to order as single tapes or kits



\*Select Colour Temp WW NW

For all control options please See pages 66-73

Beamer  
LED Tape 24w 300 LEDs Per Metre



- Code: K30-5762\***
- Super bright
  - 24w 300 LEDs per metre
  - 3000K - 1800 lumens per metre
  - 4000K - 1920 lumens per metre
  - Cuttable every 10mm
  - Roll length: 5m
  - CRI>90-95
  - Must be mounted on aluminium extrusion
  - Bespoke sizes available
  - 2m power lead with micro connector
  - Dimensions: W10 x D3mm
  - Available to order as single tapes or kits




\*Select Colour Temp WW NW

For all control options please See pages 66-73

# Link

## LED Tape Linkable 4.8w 60 LEDs Per Metre



### LED Tape Linkable 300mm K38-1210\*

### LED Tape Linkable 1m K38-1210\*

### LED Tape Linkable 2m K38-1212\*

- Plug and play
- 4.8w 60 LEDs per metre
- 3000K - 345 lumens per metre
- 4000K - 389 lumens per metre
- 6000K - 389 lumens per metre
- Cuttable every 50mm
- CRI>90-95
- Dimensions: W8 x D3mm
- Available to order as single tapes or kits



\*Select Colour Temp



For all control options please See pages 66-73

KEY: Warm White (WW) | Natural White (NW) | Daylight (D)

# Link Accessories



### 2m LED Link Power Cable with Micro Plug K38-1210



### 50mm LED Link Joining Cable K38-1221



### 1m LED Link Joining Cable K38-1210



### 5m LED Link Joining Cable K38-1223



### Y Splitter LED Link Joining Cable K38-1224\*





# Dotless Frontview IP

## IP65 LED Tape 10w 144 LEDs Per Metre



Code: K30-1270\*

- Completely dotless flexible strip
- 10w 144 LEDs per metre
- 3000K - 650 lumens per metre
- 4000K - 700 lumens per metre
- Cuttable every 20.8mm
- Available in 1, 2, 3, 4 and 5m lengths
- CRI>90
- 2m power lead with micro connector
- Dimensions: W10 x D10mm
- Available to order as single tapes or kits
- Does not work with clip on connectors




\*Select Colour Temp



For all control options please See pages 66-73

# Dotless Sideview IP

## IP66 LED Tape 10w 144 LEDs Per Metre



Code: K30-1260\*

- Completely dotless flexible strip
- 10w 144 LEDs per metre
- 3000K - 240 lumens per metre
- 4000K - 260 lumens per metre
- Cuttable every 20.8mm
- Available in 1, 2, 3, 4 and 5m lengths
- CRI>90
- 2m power lead with micro connector
- Dimensions: W8 x D5mm
- Available to order as single tapes or kits
- Does not work with clip on connectors



\*Select Colour Temp



For all control options please See pages 66-73

Alpha IP

IP65 LED Tape 2.4w 30 LEDs Per Metre



- Code: K30-5715\*
- Great for subtle lighting
  - 2.4w 30 LEDs per metre
  - 3000K - 175 lumens per metre
  - 4000K - 195 lumens per metre
  - Cuttable every 100mm
  - Roll length: 5m
  - CRI>90-95
  - Bespoke sizes available
  - 2m power lead with micro connector
  - Dimensions: W8 x D3mm
  - Available to order as single tapes or kits



\*Select Colour Temp

WW

NW

For all control options please See pages 66-73

Callo IP

IP65 LED Tape 4.8w 60 LEDs Per Metre



- Code: K30-5725\*
- Great for ambient lighting
  - 4.8w 60 LEDs per metre
  - 2700K - 314 lumens per metre
  - 3000K - 345 lumens per metre
  - 4000K - 389 lumens per metre
  - 6000K - 389 lumens per metre
  - Cuttable every 50mm
  - Roll length: 5m
  - CRI>90-95
  - Bespoke sizes available
  - 2m power lead with micro connector
  - Dimensions: W8 x D3mm
  - Available to order as single tapes or kits



\*Select Colour Temp

EW

WW

NW

D

For all control options please See pages 66-73

Mila IP

IP65 LED Tape 4.8w 120 LEDs Per Metre



- Code: K30-5734\*
- Great for ambient continuous lighting
  - 4.8w 120 LEDs per metre
  - 3000K - 350 lumens per metre
  - 4000K - 389 lumens per metre
  - Cuttable every 25mm
  - Roll length: 5m
  - CRI>90-95
  - Bespoke sizes available
  - 2m power lead with micro connector
  - Dimensions: W8 x D3mm
  - Available to order as single tapes or kits



\*Select Colour Temp

WW

NW

For all control options please See pages 66-73

Beamer IP  
IP65 LED Tape 4.8w 300 LEDs Per Metre  
K30-1270\*

IP65 LED Tape 9.6w 300 LEDs Per Metre  
K30-5766\*



- 300 LEDs per metre
- 4.8w
- 3000K - 336 lumens per metre
- 4000K - 672 lumens per metre
- Cutable every 10mm
- Roll length: 5m
- CRI>90-95
- Bespoke sizes available
- 2m power lead with micro connector
- Dimensions: W10 x D2mm
- Available to order as single tapes or kits
- Does not work with clip on connectors
- 9.6w
- 3000K - 360 lumens per metre
- 4000K - 720 lumens per metre



\*Select Colour Temp

WW

NW

For all control options please See pages 66-73

Bon IP  
IP65 LED Tape 9.6w 120 LEDs Per Metre



Code: K30-5735\*

- Great for task lighting
- 9.6w 120 LEDs per metre
- 2700K - 658 lumens per metre
- 3000K - 690 lumens per metre
- 4000K - 780 lumens per metre
- 6000K - 785 lumens per metre
- Cutable every 25mm
- Roll length: 5m
- CRI>90-95
- Bespoke sizes available
- 2m power lead with micro connector
- Dimensions: W8 x D3mm
- Available to order as single tapes or kits



\*Select Colour Temp

EW

WW

NW


D

For all control options please See pages 66-73



# Side IP

## IP65 LED Side Emitting Tape 4.8w 60 LEDs Per Metre



# Side + IP

## IP65 LED Side Emitting Tape 9.6w 120 LEDs Per Metre



- Code: K30-5775\***
- Edge lit LED tape
  - Great for use on curves, radiuses and 90° angles
  - 4.8w 60 LEDs per metre
  - 3000K - 288 lumens per metre
  - 4000K - 315 lumens per metre
  - Cuttable every 50mm
  - Roll length: 5m
  - CRI>90-95
  - Bespoke sizes
  - 2m power lead with micro connector
  - Dimensions: W8 x D3mm
  - Available to order as single tapes or kits



\*Select Colour Temp

WW

NW

For all control options please See pages 66-73

- Code: K30-5785\***
- Edge lit LED tape
  - Great for use on curves, radiuses and 90° angles
  - 9.6w 120 LEDs per metre
  - 3000K - 576 lumens per metre
  - 4000K - 625 lumens per metre
  - Cuttable every 25mm
  - Roll length: 5m
  - CRI>80
  - Bespoke sizes
  - 2m power lead with micro connector
  - Dimensions: W8 x D3mm
  - Available to order as single tapes or kits



\*Select Colour Temp

WW

NW







For all control options please See pages 66-73

# CCT

## IP65 LED CCT 9.6w 120 LEDs Per Metre



- Code: K30-5855**
- 3000K-6000K colour temperature adjustable
  - 9.6w 120 LEDs per metre
  - Cuttable every 50mm
  - Roll length: 5m
  - CRI>90
  - Bespoke sizes available
  - 2m power lead
  - Dimensions: W8 x D3mm
  - Available to order as single tapes or kits
  - Does not work with clip on connectors



Colour Temp Adjustable

WWNW D







For all control options please See pages 66-73

# Chameleon IP

## IP65 RGB+CCT LED Tape 19.2w 60 LEDs Per Metre



- Code: K30-5935**
- Adjust between all colours and colour temperatures
  - 19.2w 60 LEDs per metre
  - Cuttable every 50mm
  - Roll length: 5m
  - Bespoke sizes available
  - 2m power lead
  - Dimensions: W15 x D4mm
  - Available to order as single tapes or kits
  - Does not work with clip on connectors



Colour Temp Adjustable

WWNW D

RGB Colour Adjustable

RGB

For all control options please See pages 66-73

**RGB**  
**IP65 RGB LED Tape 7.2w**  
**30 LEDs Per Metre**



- Code: K30-5905**
- Colour changing LED tape
  - RGBW - white colour temperatures available when used with multi zone dimming remote
  - 7.2w 30 LEDs per metre
  - Cuttable every 100mm
  - Roll length: 5m
  - Bespoke sizes available
  - 2m power lead
  - Dimensions: W10 x D3mm
  - Available to order as single tapes or kits
  - Does not work with clip on connectors



For all control options please See pages 66-73

**RGB +**  
**IP65 RGB LED Tape 14.4w**  
**60 LEDs Per Metre**




- Code: K30-5915**
- Colour changing LED tape
  - RGBW - white colour temperatures available when used with multi zone dimming remote
  - 14.4w 60 LEDs per metre
  - Cuttable every 50mm
  - Roll length: 5m
  - Bespoke sizes available
  - 2m power lead
  - Dimensions: W10 x D3mm
  - Available to order as single tapes or kits
  - Does not work with clip on connectors

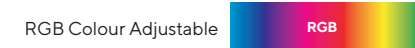


For all control options please See pages 66-73

**Dotless RGB Frontview IP**  
**IP65 LED Tape 14.4w**  
**108 LEDs Per Metre**



- Code: K30-5905**
- Colour changing LED tape
  - RGBW - white colour temperatures available when used with multi zone dimming remote
  - 14.4w 108 LEDs per metre
  - Cuttable every 27.8mm
  - Available in 1, 2 & 3m lengths
  - Bespoke sizes available
  - 2m power lead
  - Dimensions: W10 x D10mm
  - Available to order as single tapes or kits
  - Does not work with clip on connectors



For all control options please See pages 66-73



**Connectors for non IP rated tape**

**LED 8mm Tape 2m Power Connector C/W Micro Plug**  
K30-5800MP



**LED 8mm Tape Link Lead 50mm**  
K30-5810



**LED 8mm Tape Link Lead 1m**  
K30-5812

**LED 8mm Tape Link Lead 2m**  
K30-5813




**LED 8mm Tape Link Lead 100mm**  
K30-5811



**Extension Cable for LED Tape**  
R90-0131



**LED 8mm Tape Butt Connector**  
K30-5815



Connectors for IP rated tape and plug and play


IP LED 8mm Tape 2m Power Connector C/W Micro Plug

K30-5800IPMP



IP LED 8mm Tape Link Lead 50mm

K30-5810IP




IP LED 8mm Tape Link Lead 1m

K30-5812IP



IP LED 8mm Tape Link Lead 100mm

K30-5811IP



IP LED 8mm Tape Link Lead 2m

K30-5813IP



IP LED 8mm Tape Butt Connector

K30-5815IP




VIEW LIGHTING

# ALUMINIUM PROFILES

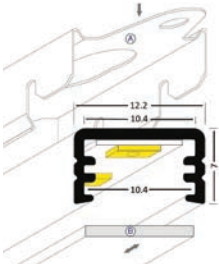





Slim  
Aluminium Profile - 2m




Aluminium (AL)



Code: K01-1000\*-2M

- Discreet lighting solution
- Perfect for use to create feature lighting
- Can be cut to any length up to 2m - please enquire
- Can be butt jointed for longer runs
- Suitable for bathrooms when used with IP rated tapes
- Available as profile only, or 1m or 2m profile kits



\*Select Finish



YOU WILL  
ALSO NEED

End Caps

K01-1036\*

\*Finishes: Grey (GR),  
Black (BK), White (WH)

Profile Cover Slide

K01-1080\*-2M

\*Finishes: Clear (CL),  
Frosted (FR), Opal (OP)

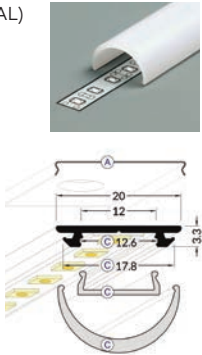
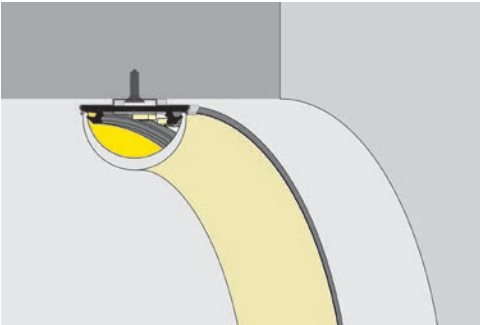
Mounting Plates

K01-1091B

Arc  
Aluminium Profile - 2m



Aluminium (AL)



Code: K01-1002\*-2M

- Bendable
- Can be cut to any length up to 2m - please enquire
- Can be butt jointed for longer runs
- Suitable for bathrooms when used with IP rated tapes
- Available as profile only, or 1m or 2m profile kits



\*Select Finish



YOU WILL  
ALSO NEED

Flat End Caps

K01-1003\*

\*Finishes: Grey (GR),  
Black (BK), White (WH)

Profile Cover Click

K01-1084\*-2M

\*Finish: Opal (OP)

Round End Caps

K01-1004\*

\*Finishes: Grey (GR),  
Black (BK), White (WH)

Profile Cover Curved

K01-1088\*-2M

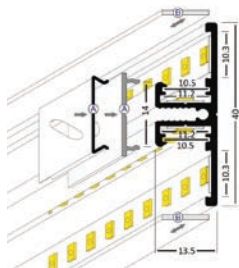
\*Finish: Opal (OP)

Mounting Plates

K01-1093

ASK  
ABOUT OUR  
BESPOKE SERVICE

### Aluminium Profile - 2m



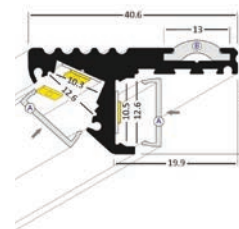
**End Caps**  
K01-1016\*  
\*Finishes: Grey (GR),  
Black (BK), White (WH)

**Profile Cover Slide**  
K01-1080\*-2M  
\*Finishes: Clear (CL),  
Frosted (FR), Opal (OP)

**Mounting/Joining Plates**  
K01-1092  
K01-1094  
K01-1093



### Aluminium Profile - 2m



**End Caps**  
K01-1021\*  
\*Finishes: Grey (GR),  
Black (BK)

**Profile Cover Click**  
K01-1084\*-2M  
\*Finishes: Clear (CL),  
Opal (OP)

**Profile Covers**  
K01-1022\*-2M  
\*Finishes: Aluminium (AL),  
Black (BK)

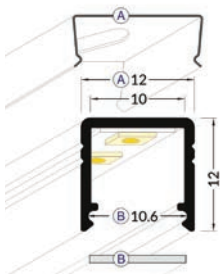

**Anti-Slip Profile Covers**  
K01-1089\*-2M  
\*Finishes: Clear (CL),  
Black (BK)



Smart Surface  
Aluminium Profile - 2m



Aluminium (AL)



Code: K01-1035\*-2M

- Dotless lighting when used with 9.6w tape creating a continuous light source
- Great for use with highly reflective floors or work surfaces
- Can be cut to any length up to 2m - please enquire
- Can be butt jointed for longer runs
- Suitable for bathrooms when used with IP rated tapes
- Available as profile only, or 1m or 2m profile kits




\*Select Finish

WH

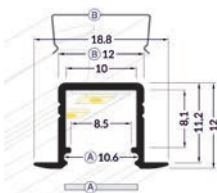

BK

AL

Smart Recessed  
Aluminium Profile - 2m



Aluminium (AL)



Code: K01-1037\*-2M

- Dotless lighting when used with 9.6w tape
- Illuminate inside wardrobes and other cabinets
- Can be cut to any length up to 2m - please enquire
- Can be butt jointed for longer runs
- Suitable for bathrooms when used with IP rated tapes
- Available as profile only, or 1m or 2m profile kits



\*Select Finish

WH

BK

AL

YOU WILL  
ALSO NEED

End Caps  
K01-1036\*  
\*Finishes: Grey (GR),  
Black (BK), White (WH)

Profile Cover Slide  
K01-1080\*-2M  
\*Finishes: Clear (CL),  
Frosted (FR), Opal (OP)

Mounting Plates  
K01-1091B

ASK  
ABOUT OUR  
BESPOKE SERVICE

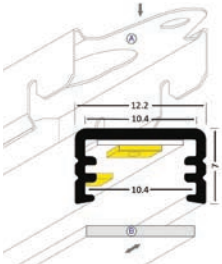


# Floor

## Aluminium Profile - 2m



Aluminium (AL)



### YOU WILL ALSO NEED

**End Caps**  
K01-1041\*  
\*Finish: Grey (GR)

**Profile Cover Slide**  
K01-1087\*-2M  
\*Finish: Opal (OP)

**Mounting Plates**  
K01-1093

**Code: K01-1040\*-2M**

#### ■ Stylish floor lighting

- Can be cut to any length up to 2m - please enquire
- Can be butt jointed for longer runs
- Suitable for bathrooms when used with IP rated tapes
- Available as profile only, or 1m or 2m profile kits



\*Select Finish

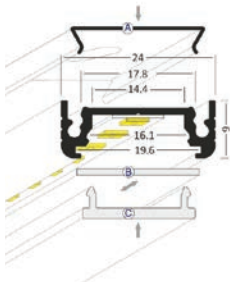


# Surface

## Aluminium Profile - 2m



Aluminium (AL)



### YOU WILL ALSO NEED

**End Caps**  
K01-1051\*  
\*Finishes: Grey (GR), Black (BK), White (WH)

**Profile Cover Slide**  
K01-1082\*-2M  
\*Finishes: Clear (CL), Frosted (FR), Opal (OP)

**Profile Cover Click**  
K01-1085\*-2M  
\*Finish: Opal (OP), Black (BK)

**Mounting Plates**  
K01-1090

**Code: K01-1050\*-2M**


- Great for under cabinet lighting to illuminate work surfaces
- Robust hidden clips
- Can be cut to any length up to 2m - please enquire
- Can be butt jointed for longer runs
- Suitable for bathrooms when used with IP rated tapes
- Available as profile only, or 1m or 2m profile kits



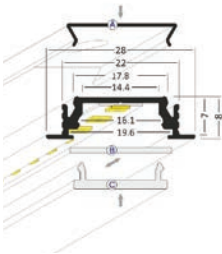
\*Select Finish



# Recessed Aluminium Profile - 2m



Aluminium (AL)



Code: K01-1055\*-2M

- Works well when used inside cabinets, particularly inside wardrobes
- Robust hidden clips
- Can be cut to any length up to 2m - please enquire
- Can be butt jointed for longer runs
- Suitable for bathrooms when used with IP rated tapes
- Available as profile only, or 1m or 2m profile kits

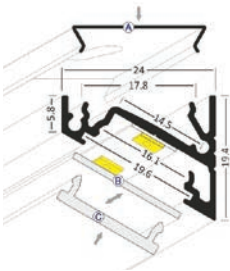
\*Select Finish

WHBKAL

# Corner Aluminium Profile - 2m



Aluminium (AL)



Code: K01-1060\*-2M

- Great for illuminating kitchen work surfaces
- Two lighting angles available, dependent on fixing position
- Can be cut to any length up to 2m - please enquire
- Can be butt jointed for longer runs
- Suitable for bathrooms when used with IP rated tapes
- Available as profile only, or 1m or 2m profile kits

\*Select Finish

WHBKAL

## YOU WILL ALSO NEED


**End Caps**  
K01-1056\*  
\*Finishes: Grey (GR), Black (BK), White (WH)

**Profile Cover Slide**  
K01-1082\*-2M  
\*Finishes: Clear (CL), Frosted (FR), Opal (OP)

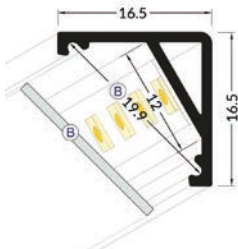

**Profile Cover Click**  
K01-1085\*-2M  
\*Finish: Opal (OP), Black (BK)

**Mounting Plates**  
K01-1090

Display  
Aluminium Profile - 2m



Aluminium (AL)



YOU WILL  
ALSO NEED

**End Caps**  
K01-1066\*  
\*Finishes: Grey (GR),  
Black (BK), White (WH)

**Profile Cover Slide**  
K01-1082\*-2M  
\*Finishes: Clear (CL),  
Frosted (FR), Opal (OP)


- Code: K01-1065\*-2M**
- Two angles of light options
  - Can be cut to any length up to 2m - please enquire
  - Can be butt jointed for longer runs
  - Suitable for bathrooms when used with IP rated tapes
  - Available as profile only, or 1m or 2m profile kits



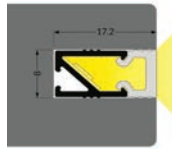
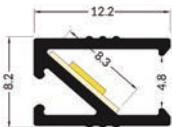
\*Select Finish



Edge  
Aluminium Profile - 2m



Aluminium (AL)



YOU WILL  
ALSO NEED

**End Caps**  
K01-1051\*  
\*Finishes: Grey (GR),  
Black (BK), White (WH)

**Profile Cover Slide**  
K01-1082\*-2M  
\*Finishes: Clear (CL),  
Frosted (FR), Opal (OP)

**Profile Cover Click**  
K01-1085\*-2M  
\*Finish: Opal (OP),  
Black (BK)

**Mounting Plates**  
K01-1090

- Code: K01-1120\*-2M**
- Great for under cabinet lighting to illuminate work surfaces
  - Robust hidden clips
  - Can be cut to any length up to 2m - please enquire
  - Can be butt jointed for longer runs
  - Suitable for bathrooms when used with IP rated tapes
  - Available as profile only, or 1m or 2m profile kits



\*Select Finish



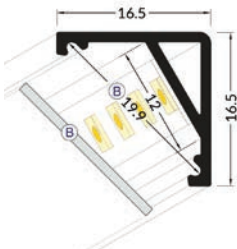


# Quarter

## Aluminium Profile - 2m



Aluminium (AL)



**Code: K01-1125\*-2M**

- Dotless lighting when used with 9.6w tape
- Curved quadrant illumination
- Can be cut to any length up to 2m - please enquire
- Can be butt jointed for longer runs
- Suitable for bathrooms when used with IP rated tapes
- Available as profile only, or 1m or 2m profile kits

\*Select Finish

AL

### YOU WILL ALSO NEED

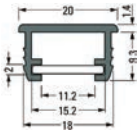
**End Caps**  
K01-1126\*  
\*Finish: Grey (GR)

**Profile Cover Curved**  
K01-1088\*-2M  
\*Finish: Opal (OP)

**Mounting Plates**  
K01-1127

# Tee

## Recessed Plastic LED Profile - 2.5m



**Code: K01-1200\*-2.5M**

- Great for niches and alcoves
- Can be cut to any length up to 2m - please enquire
- Can be butt jointed for longer runs
- Suitable for bathrooms when used with IP rated tapes
- Available as profile only, or 1m or 2m profile kits

ASK ABOUT OUR BESPOKE SERVICE

VIEW LIGHTING

# PENDANTS



**Ortiz**  
Ceiling Pendant 370mm



- Code: T01-0003**
- Contemporary copper metal mesh finish
  - 240V
  - Overall diameter: 370mm
  - Drop: 1500mm
  - Compatible with any E27 (E5) lamp Max 40w or LED equivalent



**YOU WILL ALSO NEED**



**Lamps**  
See page 49

**Vinci**  
Ceiling Pendant 200mm



- Code: T01-0006**
- Industrial style metal pendant with painted antique silver finish
  - 240V
  - Overall diameter: 200mm
  - Drop: 1500mm
  - Compatible with any E27 (E5) lamp Max 40w or LED equivalent



**YOU WILL ALSO NEED**



**Lamps**  
See page 49



Cezanne  
Ceiling Pendant 230mm



- Code: T01-0011**
- Chrome glass with diamond shaped finish
  - 240V
  - Overall diameter: 230mm
  - Drop: 1500mm
  - Compatible with any E27 (E5) lamp Max 40w or LED equivalent



**YOU WILL  
ALSO NEED**



**Lamps**  
See page 49



**Aura**  
Ceiling Pendant 475mm



- Code: T01-0015**
- Concrete style finish with bold wooden features
  - Great for use as task lighting
  - 240V
  - Dimensions: Height: 530mm, Width: 475mm
  - Drop: 1500mm
  - Compatible with any E27 (E5) lamp Max 40w or LED equivalent



**YOU WILL  
ALSO NEED**



**Lamps**  
See page 49

**Cadence**  
Ceiling Pendant 300mm



- Code: T01-0016**
- A combination of antique metal and industrial framing
  - Great for use as task lighting
  - 240V
  - Dimensions: Height: 350mm, Width: 300mm
  - Drop: 1500mm
  - Compatible with any E27 (E5) lamp Max 40w or LED equivalent



**YOU WILL  
ALSO NEED**



**Lamps**  
See page 49

**Zita**  
Ceiling Pendant 210mm



Code: T01-0017

- Antique framed pendant with a wide glass shade
- Great for use as task lighting
- 240V
- Dimensions: Height: 320mm, Width: 210mm
- Drop: 1500mm
- Compatible with any E27 (E5) lamp Max 40w or LED equivalent



**YOU WILL  
ALSO NEED**



**Lamps**  
See page 49

**Arlo**  
Ceiling Pendant 280mm



Code: T01-0018

- Stylish industrial mesh shade with bold and contemporary shape
- Great for use as task lighting
- 240V
- Dimensions: Height: 280mm, Width: 280mm
- Drop: 1500mm
- Compatible with any E27 (E5) lamp Max 40w or LED equivalent



**YOU WILL  
ALSO NEED**



**Lamps**  
See page 49

**Bach**  
Ceiling Pendant 530mm



**Rosa**  
Ceiling Pendant 300mm



- Code: T01-0015**
- Bright industrial pendant with 5 lamp fixture
  - Great for use as extra bright task lighting
  - 240V
  - Dimensions: Height: 230mm, Width: 530mm
  - Drop: 1500mm
  - Compatible with any E27 (E5) lamp Max 40w or LED equivalent



**YOU WILL  
ALSO NEED**



**Lamps**  
See page 49

- Code: T01-0020**
- Bright industrial pendant with 4 lamp fixture
  - Great for use as extra bright task lighting
  - 240V
  - Dimensions: Height: 250mm, Width: 300mm, Length: 790mm
  - Drop: 1500mm
  - Requires 4 x LED Lamps
  - Compatible with any E27 (E5) lamp Max 40w or LED equivalent



**YOU WILL  
ALSO NEED**



**Lamps**  
See page 49



**Calabria**  
Ceiling Pendant 330mm



- Code: T01-0021**
- Simple but stylish black mesh pendant light
  - Great for use as task lighting
  - 240V
  - Dimensions: Height: 420mm, Width: 330mm
  - Drop: 1500mm
  - Compatible with any E27 (E5) lamp Max 40w or LED equivalent



**YOU WILL  
ALSO NEED**



**Lamps**  
See page 49

**Ezra**  
Ceiling Pendant 400mm



- Code: T01-0022**
- Chic, bold and bright. Provides 3 lamps of even lighting in hammered metallic shades
  - Great for use as task lighting
  - 240V
  - Dimensions: Height: 200mm, Width: 400mm
  - Drop: 1500mm
  - Requires 3 x LED Lamps
  - Compatible with any E27 (E5) lamp Max 40w or LED equivalent



**YOU WILL  
ALSO NEED**



**Lamps**  
See page 49

**Otto**  
Ceiling Pendant 470mm



- Code: T01-0023**
- Industrial style copper finish pendant
  - Great for use as task lighting
  - 240V
  - Dimensions: Height: 480mm, Width: 470mm
  - Drop: 1500mm
  - Compatible with any E27 (E5) lamp Max 40w or LED equivalent



**YOU WILL  
ALSO NEED**



**Lamps**  
See page 49

**Tuscan**  
Ceiling Pendant 400mm



- Code: T01-0024**
- Geometric and bright, this pendant offers 3 times the brightness with an industrial edge
  - Great for use as task lighting
  - 240V
  - Dimensions: Height: 220mm, Width: 400mm
  - Drop: 1500mm
  - Requires 3 x LED Lamps
  - Compatible with any E27 (E5) lamp Max 40w or LED equivalent



**YOU WILL  
ALSO NEED**



**Lamps**  
See page 49

**Apollo**  
Wall Light 140mm



- Code: T01-0025**
- Industrial chic wall light
  - Great for use as ambient lighting
  - 240V
  - Dimensions: Height: 260mm, Width: 140mm, Length: 170mm
  - Compatible with any E27 (E5) lamp Max 40w or LED equivalent



**YOU WILL  
ALSO NEED**



**Lamps**  
See page 49

**Paolo**  
Wall Light 400mm



- Code: T01-0026**
- Stylish metallic finished wall light for use in kitchens
  - Great for use as ambient lighting
  - 240V
  - Dimensions: Height: 250mm, Width: 320mm, Length: 270mm
  - Requires 3 x LED Lamps
  - Compatible with any E27 (E5) lamp Max 40w or LED equivalent



**YOU WILL  
ALSO NEED**



**Lamps**  
See page 49

## Smart LED Lamps



See page 69

### GLS Filament 7w LED E27



**Code: K13-0101WW**

- 7w LED
- 2700K
- 730 lumens

Colour temp

ww

### GLS 9w LED E27



**Code: K13-0112WW**

- 9w LED
- 4000K
- 940 lumens

Colour temp

nw

### Pear Filament 4w LED E27



**Code: K13-0059WW**

- 4w LED
- 2700K
- Dimmable
- 400 lumens

Colour temp

ww

### Pear Filament 6w LED E27



**Code: K13-0060WW**

- 6w LED
- 2200K
- Dimmable
- 410 lumens

Colour temp

ww

### Pear Spiral Filament 6w LED E27



**Code: K13-0061WW**

- 6w LED
- 2200K
- Dimmable
- 250 lumens

Colour temp

ww

### Globe Filament 4w LED E27



**Code: K13-0063WW**

- 4w LED
- 2700K
- 380 lumens

Colour temp

ww

### Globe Spiral Filament 6w LED E27



**Code: K13-0064WW**

- 6w LED
- 2200K
- Dimmable
- 250 lumens


Colour temp

ww



VIEW LIGHTING

# DRAWER



# Sabre

## LED Drawer Light with IR Sensor

- Aluminium construction with satin silver finish
- IR sensor activates the light when the drawer is opened and deactivates it when the drawer is closed
- Sensor can be altered to a wave sensor
- Diffused lens to create a dotless effect
- Comes complete with cable tidy
- 2m power lead with micro connector
- Suitable for use within a 15-18mm cabinet

Diffused light no diode effect



Comes with fixings



### 462mm, 4.5w K01-0200NW-462

- 169 lumens
- Dimensions: L462 x W20 x H20mm



Colour temp

NW

### 462mm, 4.5w K01-0200NW-462

- 169 lumens
- Dimensions: L462 x W20 x H20mm



Colour temp

NW

### 462mm, 4.5w K01-0200NW-462

- 169 lumens
- Dimensions: L462 x W20 x H20mm



Colour temp

NW

### 462mm, 4.5w K01-0200NW-462

- 169 lumens
- Dimensions: L462 x W20 x H20mm



Colour temp

NW

### 462mm, 4.5w K01-0200NW-462

- 169 lumens
- Dimensions: L462 x W20 x H20mm



Colour temp

NW

### 462mm, 4.5w K01-0200NW-462

- 169 lumens
- Dimensions: L462 x W20 x H20mm



Colour temp

NW



VIEW LIGHTING

# WARDROBE/ RECHARGEABLE

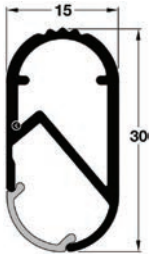


**Ray**  
**Aluminium Hanging Rail Profile**

ASK  
ABOUT OUR  
BESPOKE SERVICE

**Code: K01-1070-2.5M**

- **Essential wardrobe illumination**
- Can be cut to any length up to 2.5m - please enquire
- VEW LED Tapes - see pages 21 - 31



**LED Aluminium Hanging Rail Bracket**  
**K30-3051**

**LED Aluminium Hanging Rail Centre Support**  
**K30-3052**

**PIR End Set for K01-1070-2.5M**  
**K30-3053**

- End caps with PIR sensor enables hanging rail to switch on when wardrobe opens and switches off automatically after 40 seconds on closure

For more info on activation see pages 69



PIR end set for  
K01-1070-2.5M






# Koncept

## 12V LED Door Light with IR Sensor



- Aluminium construction with satin silver finish
- IR sensor activates the light when the drawer is opened and deactivates it when the drawer is closed
- Sensor can be altered to a wave sensor
- Diffused lens to create a dotless effect
- Comes complete with cable tidy
- For right handed door opening. If mounted with left handed doors, it may be required to be fully open
- Diffused lens to create a dotless effect



Sensor

### 562mm, 5.5w K01-0201NW-562

- 207 lumens
- Dimensions: L562 x W20 x H20mm



Colour temp

NW

### 762mm, 7.5w K01-0201NW-762

- 280 lumens
- Dimensions: L762 x W20 x H20mm



Colour temp

NW

### 962mm, 9.5w K01-0201NW-962

- 364 lumens
- Dimensions: L962 x W20 x H20mm



Colour temp

NW

### 1162mm, 10.5w K01-0201NW-1162

- 440 lumens
- Dimensions: L1162 x W20 x H20mm



Colour temp

NW

Bar

Slim Rechargeable Bar Light



- Slim, linear rechargeable light
- Micro USB-C charging lead
- Built-in PIR sensor
- CRI >80
- Can either be mounted using magnetic plates or 3M VHB adhesive pads



200mm

C01-2045ANNW-200

- 1w
- 90 lumens
- Dimensions: L200 x W40 x D9mm



Colour temp



450mm

C01-2045ANNW-450

- 2w
- 170 lumens
- Dimensions: L450 x W40 x D9mm



Colour temp



VIEW LIGHTING

# PLINTH










# Sola

Sola IP65 LED Plinth Light With Diffused Lens 0.4w



Code: K01-0030\*

- Suitable for use in IP zone 1 in bathrooms (see page 75 for more info)
- 0.4w per light
- 3000K - 27 lumens
- 4000K - 27 lumens
- 6000K - 28 lumens
- Recess mounted
- 3m power lead with micro connector
- Available to order as single lights or kits
- Dimensions: 30mm diameter



**\*STEP 1**  
Select Light only or kit

<b>Light Only</b> - K01-0030*	<b>4 Light Kit</b> - K01-0030K4*
<b>1 Light Kit</b> - K01-0030K1*	<b>5 Light Kit</b> - K01-0030K5*
<b>2 Light Kit</b> - K01-0030K2*	<b>6 Light Kit</b> - K01-0030K6*
<b>3 Light Kit</b> - K01-0030K3*	

**\*STEP 2**  
Select Finish

WH

PC

MB

**\*STEP 3**  
Select Colour Temp

WW

NW

D







# Strata

Stainless Steel Plinth Light 0.18w



Code: K01-0040SS\*

- Diffused light
- 0.18w per light
- 3000K - 15 lumens
- 4000K - 20 lumens
- Recess mounted
- 3m power lead with micro connector
- Available to order as single lights or kits
- Dimensions: H50 x W50 x D9mm



**\*STEP 1**  
Select Light only or kit

<b>Light Only</b> - K01-0040*	<b>4 Light Kit</b> - K01-0040K4*
<b>1 Light Kit</b> - K01-0040K1*	<b>5 Light Kit</b> - K01-0040K5*
<b>2 Light Kit</b> - K01-0040K2*	<b>6 Light Kit</b> - K01-0040K6*
<b>3 Light Kit</b> - K01-0040K3*	

**\*STEP 2**  
Select Finish

SS

BK

**\*STEP 3**  
Select Colour Temp

WW

NW



VIEW LIGHTING

vevsmart™

Our system uses WIFI or Zigbee 3.0 technology which is recognised as one of the safest and most secure systems to connect up your home. You can connect via the VEWsmart APP, Alexa\*, Philips Hue\* and to Google Home and Siri via account linking.

**For more information please contact us on 01302 741941**





### Products that connect



**Zigbee Triac  
Dimmable  
Convertor 2  
Channel**  
K30-2060Z



**Control Module**  
K30-2042  
Works with:  
  
**15w LED Driver**  
K10-1215  
**36w LED Driver**  
K10-1236  
**60w LED Driver**  
K10-1260



**Smart Driver 15w**  
K10-1220Z  
**Smart Driver**  
**30w**  
K10-1230Z  
**Smart Driver**  
**50w**  
K10-1250Z



**Single Colour  
Dimming Remote  
Receiver**  
K30-2037ZU



**5-In-1 Dimming  
Remote Receiver**  
K30-2041\*Z

# Wireless Hub

## Zigbee 3.0 Wireless & Bluetooth Hub



Code: K30-2072Z

- Connect to Zigbee and Bluetooth products
- Supports up to 128 units
- Zigbee 3.0 protocol
- DC 5V 1A input voltage
- 10-35 metres connection range
- Comes with 1 x USB lead



# ETL Driver

## 15w LED Driver K10-1215

- Dimensions: L139 x W48 x D12mm

## 36w LED Driver K10-1236

- Dimensions: L192 x W52 x D20mm

## 60w LED Driver K10-1260

- Dimensions: L211 x W52 x D22mm



- 110v - 240V
- 50/60Hz
- ETL & FCC approved
- Suitable for the US market
- Can be used as a standard driver, but to make this smart please add control module K30-2042 (below)



# Control Module



Code: K30-2042\*

- Upgrades your LED driver to Smart enabled
- Comes complete with a 200mm lead
- Ability to connect up to 3 Drivers to be smart controlled
- \*WiFi or Zigbee connectivity available
- Hub only required if Zigbee control module ordered
- Works with the VEWsmart APP to connect to any Alexa/Google Home device
- Can be retro fitted to the LED Drivers K10-1215, K10-1236 & K10-1260
- Dimensions: L56 x W41 x D12mm



## OPTIONS AVAILABLE



\*WiFi (W)



\*Zigbee (Z)

# Control Lead



Code: R90-0173

- 2mtr connection lead
- Works with LED Drivers K10-1215, K10-1236 & K10-1260 to connect to the K30-2042 control module

# VEWSmart

## IP65 SMD Fixed Dimmable CCT LED Ceiling Light 6w

- Code: K05-6064MWCCT-WI**
- Control your ceiling light using Alexa or VEWsmart app
  - 6W
  - 220-240V
  - Fire rated to 30/60/90 mins. Tested to SGS
  - Dimmable
  - CCT - 3000K to 4000K
  - 50,000 hours LED life
  - Lumens - 550 - 600
  - Beam angle - 38°
  - CRI >80
  - Dimensions: H500 x D90mm



### Smart LED Lamps

#### Pear Filament 6w CCT Dimmable Smart LED Lamp E27

- Code: K13-0070CCT-WI**
- 6w LED
  - 220-240V
  - Amber coloured finish
  - CCT Dimmable
  - Filament
  - 600 lumens



### Smart LED Lamps

#### Globe Filament 6w CCT Dimmable Smart LED Lamp E27

- Code: K13-0071CCT-WI**
- 6w LED
  - 220-240V
  - Amber coloured finish
  - CCT Dimmable
  - Filament
  - 600 lumens





**Smart Driver 15w**  
12v LED Smart Driver 15w with 6-Port  
Micro Plug Connector



**Code: K10-1220Z**

- Max 15w
- Zigbee
- Rated input voltage: 200-240AC
- 2m mains cable
- Dimensions: L103 x W35 x H16mm



**Smart Driver 30w**  
12v LED Smart Driver 30w with 6-Port  
Micro Plug Connector




**Code: K10-1230Z**

- Max 30w
- Zigbee
- Rated input voltage: 200-240AC
- 2m mains cable
- Dimensions: L150 x W45 x H17mm



**Smart Driver 50w**  
12v LED Smart Driver 50w with 6-Port  
Micro Plug Connector




**Code: K10-1250Z**

- Max 50w
- Zigbee
- Rated input voltage: 200-240AC
- 2m mains cable
- Dimensions: L180 x W65 x H32mm



# Single Colour Dimming Remote Receiver




Code: K30-2037ZU

- Switch and dim single colour LED tape
- 12-36VDC, 1 channel, 8A per channel
- For single colour control
- Zigbee slave/Zigbee mesh network
- Up to 288w
- Both receiver and repeater function
- To be used with K30-2038SCZ and K30-2034Z



# 5-In-1 Dimming Remote Receiver



Code: K30-2041\*Z

- Controls and dims single colour, CCT, RGB, RGBW and RGB+CCT lights
- 4 in 1 Zigbee 3.0 dimmer
- 12-24VDC, 5 channels, 4A per channel
- Dimmable
- Choose between single colour, CCT, RGB, RGBW or RGB+CCT control
- Zigbee mesh network
- Both receiver and repeater function



# Smart Converter

## Zigbee Triac Dimmable Converter 2 Channel



**Code: K30-2060Z**

- Converts your traditional switch or dimmer to smart enabled
- AC triac dimmable converter works with or without neutral wire
- 100-240VAC Zigbee + PUSH AC phase cut dimmer
- Trailing edge and lead edge dimming
- Single wire push switch input for push dim function
- Dim and switch single colour dimmable LED bulbs, traditional halogen lights and incandescent lights



# Bypass For K30-2060 - Wattage Below 3W



**Code: K30-2060B**

- Works with K30-2060Z
- Prevents flickering of connected lights
- In 2-wire connection
- Bypass allows to reduce minimum power of load required by the dimmer for correct operation
- This is needed if wattage is below 3W



# Switch Single

## Single Colour 1 Zone Dimming Wall Switch



**Code: K30-2061Z**

- Controls and dims single colour lights in one zone
- 1 zone
- Battery-free, wireless kinetic switch
- Can connect to either the driver or receiver directly (K10-1220Z, K10-1230Z, K10-1250Z, K30-2037ZU, K30-2041SCZ)
- For single colour light control
- Can be surface mounted using 3M VHB adhesive pads or to a standard back box or pattress with the screws supplied
- Dimming range: 0.1-100%



# Switch CCT

## CCT 1 Zone Dimming Wall Switch



**Code: K30-2063Z**

- Controls and dims CCT lights in one zone
- 1 zone
- Battery-free, wireless kinetic switch
- Can connect to the receiver directly (K30-2041CCTZ)
- For CCT light control
- Can be surface mounted using 3M VHB adhesive pads or to a standard back box or pattress with the screws supplied
- Dimming range: 0.1-100%



# Switch Double

## Single Colour 12



**Code: K30-2062Z**

- Controls and dims single colour lights in two zone
- 2 zones
- Battery-free, wireless kinetic switch
- Can connect to either the driver or receiver directly (K10-1220Z, K10-1230Z, K10-1250Z, K30-2037ZU, K30-2041SCZ)
- For single colour light control
- Can be surface mounted using 3M VHB adhesive pads or to a standard back box or pattress with the screws supplied
- Dimming range: 0.1-100%



# Switch Multi

## CCT & RGB+ CCT 1 Zone Dimming Wall Switch



**Code: K30-2064Z**

- Controls and dims CCT, RGB or RGB+CCT lights in 1 zone
- 1 zone
- Battery-free, wireless kinetic switch
- Can connect to the receiver directly (K30-2041RGBCCTZ)
- For single colour, CCT, RGB and RGB+CCT light control
- Can be surface mounted using 3M VHB adhesive pads or to a standard back box or pattress with the screws supplied
- Dimming range: 0.1-100%



Remote Single  
Single LED Dimming  
Zigbee Remote



Code: K30-2034Z

- Zigbee remote for single colour control
- Multi-zone remote control
- Up to 30m range
- 4.5VDC by 3xAAA battery
- Up to 4 zones
- Up to 3 different scenes for each zone
- To be used with K30-2037ZU or K30-2041SCZ

Remote CCT  
CCT LED Dimming  
Zigbee Remote



Code: K30-2034CCT

- Zigbee remote for CCT control
- Multi-zone remote control
- Up to 30m range
- 4.5VDC by 3xAAA battery
- Up to 4 zones
- Up to 3 different scenes for each zone
- To be used with K30-2041CCTZ



Remote RGB  
RGB LED Dimming  
Zigbee Remote



Code: K30-2035Z

- Zigbee remote for RGBW control
- Multi-zone remote control
- Up to 30m range
- 4.5VDC by 3xAAA battery
- Up to 4 zones
- Up to 3 different scenes for each zone
- To be used with K30-2041RGBZ



Remote Multi  
Dot Multi-Channel LED  
Dimming Zigbee Remote



Code: K30-2034MZ

- Zigbee remote switch with dimming control option and CCT/RGB control
- Multi-zone remote control
- Up to 30m range
- 4.5VDC by 3xAAA battery
- Up to 4 zones
- Up to 3 different scenes for each zone
- To be used with K30-2041CCTZ, K30-2041RGBZ or K30-2041RBCCTZ



Swipe Single  
Single Colour LED Dimming  
Zigbee Wall Switch



Code: K30-2038SCZ

- Controls and dims single colour lights
- 100-240VAC EU Zigbee panel for single colour
- 25%, 50%, 75% and 100% brightness
- Up to 4 zones
- Dimming range: 0.1-100%
- To be used with K30-2037ZU or K30-2041SCZ

Swipe CCT  
CCT LED Dimming Zigbee  
Wall Switch



Code: K30-2038CCT

- Controls and dims CCT lights
- 100-240VAC EU Zigbee panel for CCT colour
- 25%, 50%, 75% and 100% brightness
- Up to 4 zones
- To be used with K30-2041CCTZ



Swipe RGB  
RGB LED Dimming Zigbee  
Wall Switch



Code: K30-2038RGBZ

- Controls and dims RGB lights
- 100-240VAC Zigbee touch panel for RGBW control
- Up to 4 zones
- Glass touch panel
- To be used with K30-2041RGBZ



Remote Ultra  
Ultra RGB+CCT LED  
Dimming Zigbee Remote



Code: K30-2052Z

- Zigbee multi zone remote control for RGB and CCT
- 4 zones Zigbee 5 channel remote
- For single colour, CCT, RGB/RGBW, CCT + RGB remote all in 1
- Zigbee hand remote
- 3VDC
- Dimming range: 0.1-100%
- To be used with K30-2041RBCCTZ





VIEW LIGHTING

# CONTROL & POWER




S1

S2

S3

S4

## Driver 8w



**12v LED Driver 8w with 4-Port Micro Plug Connector**  
K10-1200

**12v LED Driver 8w For Single Colour, CCT & RGB Controllers**  
K10-1200UNI

- Max 8w
- Rated input voltage: 200-240AC
- 1m mains cable
- Dimensions: L94.5 x W46.2 x H19.5mm



## Driver 15w



**12v LED Driver 15w with 6-Port Micro Plug Connector**  
K10-1220

**12v LED Driver 15w For Single Colour, CCT & RGB Controllers**  
K10-1220UNI

- Max 15w
- Rated input voltage: 200-240AC
- 1m mains cable
- Dimensions: L103 x W35 x H16mm



## Driver 30w



**12v LED Driver 30w with 6-Port Micro Plug Connector**  
K10-1230

**12v LED Driver 30w For Single Colour, CCT & RGB Controllers**  
K10-1230UNI

- Max 30w
- Rated input voltage: 200-240AC
- 1m mains cable
- Dimensions: L156 x W50 x H17mm



## Driver 50w



**12v LED Driver 50w with 6-Port Micro Plug Connector**  
K10-1250

**12v LED Driver 50w For Single Colour, CCT & RGB Controllers**  
K10-1250UNI

- Max 50w
- Rated input voltage: 200-240AC
- 1m mains cable
- Dimensions: L160 x W58 x H18mm



## Driver 100w



**12v LED Driver 100w with 6-Port Micro Plug Connector**  
K10-1290-10A

**12v LED Driver 100w For Single Colour, CCT & RGB Controllers**  
K10-1290UNI

- Max 100w
- Rated input voltage: 200-240AC
- 1m mains cable
- Dimensions: L180 x W65 x H32mm



## Driver 132w



**12v LED Driver 130w with 6-Port Micro Plug Connector**  
K10-1292-10A

**12v LED Driver 130w For Single Colour, CCT & RGB Controllers**  
K10-1292UNI

- Max 130w
- Rated input voltage: 200-240AC
- 1m mains cable
- Dimensions: L182 x W66 x H32mm



# Driver 180w



**12v LED Driver 180w with  
10-Port Micro Plug Connector**  
K10-1295-10A

**12v LED Driver 180w For Single  
Colour, CCT, & RGB Controllers**  
K10-1295UNI

- Max 180w
- Rated input voltage: 200-240AC
- 1m mains cable
- Dimensions: L195 x W67 x H31mm



# Dimming Driver 25w



**12v LED Triac Dimmable Driver 25w**  
K10-1225D

- Max 25w
- Rated input voltage: 200-240AC
- 1m mains cable
- Dimensions: L122 x W52 x H30mm



# Dimming Driver 50w



**12v LED Triac Dimmable Driver 50w**  
K10-1250D

- Max 50w
- Rated input voltage: 200-240AC
- 1m mains cable
- Dimensions: L185 x W62 x H32mm



# ETL Driver



**15w LED Driver**  
K10-1215

- Dimensions: L139 x W48 x D12mm

**36w LED Driver**  
K10-1236

- Dimensions: L1192 x W52 x D20mm

**60w LED Driver**  
K10-1260

- Dimensions: L211 x W52 x D22mm
- 110v - 240V
- 50/60Hz
- ETL & FCC approved
- Suitable for the US market
- Can be used as a standard driver, but to make this smart please add control module K30-2042 (page 68)



Door IR  
IR Door Sensor Switch



Code: N28-0001D

- Door activated
- Switches on 12v side so suitable for 12v lighting
- Detection range: 50-100mm
- Recess/surface mounted
- Max load power: 12v - 60w
- Cable length: 1100mm
- Dimensions: W15 x D18.8mm



Driver 50w



Code: N28-0001D

- Motion activated
- Switches on 12v side so suitable for 12v lighting
- Detection range: 50-100mm
- Recess/surface mounted
- Max load power: 12v - 60w
- Cable length: 1100mm
- Dimensions: W15 x D18.8mm



Double Door IR



IR Double Door Sensor Switch  
Code: N28-0001D

IR Triple Door Sensor Switch  
Code: N28-0001T

- Door activated
- Switches on 12v side so suitable for 12v lighting
- Detection range: 50-100mm
- Recess/surface mounted
- Max load power: 12v - 60w
- Cable length: 1100mm
- Dimensions: W15 x D18.8mm



Driver 100w



Code: N28-0001D

- Touch activated
- Blue LED light
- Max load power: 12v-60w
- Cable length: 1500mm
- Dimensions: W20 x L14mm
- Switches on 12v side so suitable for 12v lighting



SenSwitch PIR  
PIR Sensor Switch



Code: N28-0003\*

- Motion activated
- Automatically switches light off after 30 seconds when no motion is detected
- Switches on 12v side so suitable for 12v lighting
- Detection range: 3.5m
- Recess/surface mounted
- Max load power: 12v - 40w
- 1500mm sensor cable
- Dimensions: W15 x D19mm



\*Select Finish



Driver 132w



Code: N28-0001D

- Touch activated
- Invisible switching solution - sensing distance up to 19mm when recessed into a cabinet or under a worktop
- Recessed
- Max load power: 12v-60w
- Cable length: 1500mm
- Dimensions: W42 x L12mm
- Switches on 12v side so suitable for 12v lighting





## Motorised Pop-Up Socket With Bluetooth Speaker and Wireless Chargingh

**Code: N28-0200**

- Motorised pop-up socket
- 2 Power sockets
- 2 USB sockets
- Bluetooth speaker
- Wireless charging DC5V 1A
- Automatic stop safety feature
- Touch sensitive top
- IP54 Rated when down
- 100-240 AC
- Dimensions: H460 x W170 x D170mm



\*Select Finish

WH

GR



## Mirror Touch Mirror Touch Sensor

**Code: N28-0007**

- **Touch activated sensor for use with mirror lighting**
- Invisible switching solution - install behind the mirror surface
- 3M mounting
- Max load power: 12v-60w
- Max load power: 12v - 60w
- Cable length: 1500mm
- Dimensions: L52 x W32 x D6mm
- Switches on 12v side so suitable for 12v lighting



## Syno PIR PIR Sensor Switch with Remote Sensor

**Code: N28-0181**

- **Motion activated**
- Automatically switches light off when no motion is detected
- Automatically turns off after 10-30 seconds of no motion. Length of time is adjustable
- Switches on the mains side (240V)
- Detection range: 2-5m
- Input: 100-240V
- Recess mounted
- Max load power: 250w
- 1.5m sensor cable
- Dimensions: L85 x W35 x H18mm



## Syno IR IR Sensor with Remote Sensor

**Code: N28-0188**

- **Wave activated**
- Switches on the mains side (240V)
- Detection range: 50mm
- Input: 100-240V
- Recess mounted
- Max load power: 250w
- 2m sensor cable
- Dimensions: L76 x W36 x H19mm



**SenSwitch PIR**  
PIR Sensor Switch



**Code: K30-2011SC-BAT**

- Controls single colour lights
- Single-zone remote
- Runs up to 216w at 12v
- On/off function
- Dimming and brightness levels



**SenSwitch PIR**  
PIR Sensor Switch



**Code: K30-2011CCT-BAT**

- Controls CCT lights
- Single-zone remote
- Runs up to 144w at 12v
- On/off function
- Adjustable dimming and brightness levels



**SenSwitch PIR**  
PIR Sensor Switch





















**Code: K30-2011CCT-BAT**

- Controls RGB lights
- Single-zone remote
- Runs up to 216w at 12v
- On/off function
- Adjustable dimming and brightness levels



Use this simple chart to ensure you select the correct accessories to control your chosen single colour, CCT or RGB lighting products.

	Sensor	Single Zone System	Multi Zone System		
			Driver	Receiver	Remote/Switch
SINGLE COLOUR PRODUCTS	Chosen sensor + Driver (To suit wattage of chosen lights)	 <b>Set Single LED Remote Dimmer &amp; Controller for Single Colour</b> K30-2011SC-BAT  + <b>UNI Driver</b> (To Wattage of chosen lights)	<b>UNI Driver</b> (To suit wattage of chosen lights)	 <b>K30-2037ZU</b> Single Colour Dimming Remote Receiver	<b>K30-2034Z</b> Single LED Dimming Remote  <b>AND/OR</b>  <b>K30-2038SCZ</b> Single Colour LED Dimming Wall Switch
CCT PRODUCTS	n/a	 <b>Set CCT LED Remote Dimmer &amp; Controller for Colour Temperature</b> K30-2011CCT-BAT  + <b>UNI Driver</b> (To suit wattage of chosen lights)	<b>UNI Driver</b> (To suit wattage of chosen lights)	 <b>K30-2041CCTZ</b> 5-In-1 Dimming Remote Receiver	<b>K30-2034CCTZ</b> CCT LED Dimming Remote  <b>AND/OR</b>  <b>K30-2038CCTZ</b> CCT LED Dimming Zigbee Wall Switch
RGB PRODUCTS	n/a	 <b>Set RGB LED Remote Dimmer &amp; Controller for RGB</b> K30-2011RGB-BAT  + <b>UNI Driver</b> (To suit wattage of chosen lights)	<b>UNI Driver</b> (To suit wattage of chosen lights)	 <b>K30-2041RGBZ</b> 5-In-1 Dimming Remote Receiver	<b>K30-2035Z</b> RGB LED Dimming Remote  <b>AND/OR</b>  <b>K30-2038RGBZ</b> RGB LED Dimming Zigbee Wall Switch

Hub	Driver	Receiver	Remote/Switch
n/a	 <b>K10-1215-US-KIT</b> 15w <b>K10-1236-US-KIT</b> 36w	 <b>K30-2042*</b> WiFi control module	n/a
 <b>K30-2072Z</b> Zigbee 3.0 Wireless & Bluetooth Hub	 <b>K10-1220Z**</b> 15w <b>K10-1230Z**</b> 30w <b>K10-1250Z**</b> 50w	n/a	n/a
	<b>UNI Driver</b> (To suit wattage of chosen lights)	 <b>K30-2037ZU**</b> Single Colour Dimming Remote Receiver	<b>K30-2034Z</b> Single LED Dimming Remote <b>AND/OR</b> <b>K30-2038SCZ</b> Single Colour LED Dimming Wall Switch
 <b>K30-2072Z</b> Zigbee 3.0 Wireless & Bluetooth Hub	<b>UNI Driver</b> (To suit wattage of chosen lights)	 <b>K30-2041CCTZ**</b> 5-In-1 Dimming Remote Receiver	<b>K30-2034CCTZ</b> CCT LED Dimming Remote <b>AND/OR</b> <b>K30-2038CCTZ</b> CCT LED Dimming Zigbee Wall Switch
 <b>K30-2072Z</b> Zigbee 3.0 Wireless & Bluetooth Hub	<b>UNI Driver</b> (To suit wattage of chosen lights)	 <b>K30-2041RGBZ**</b> 5-In-1 Dimming Remote Receiver	<b>K30-2035Z</b> RGB LED Dimming Remote <b>AND/OR</b> <b>K30-2038RGBZ</b> RGB LED Dimming Zigbee Wall Switch



# LIGHTING TEMPERATURES

At TLW we understand how important it is to get lighting absolutely perfect, that's why most VEW products come in different colour temperatures to ensure that every style and preference is catered for. The three colour temperatures we manufacture are 3000K warm white, 4000K natural white and 6000K daylight. Each temperature creates an entirely different finish on the overall look of a room as you can see; warm white is soft and cosy, natural white is pure, clean and versatile and daylight is fresh and modern.

Some products are available in CCT colour temperature adjustable or selectable versions, meaning that one product can transition between all three colour temperatures.

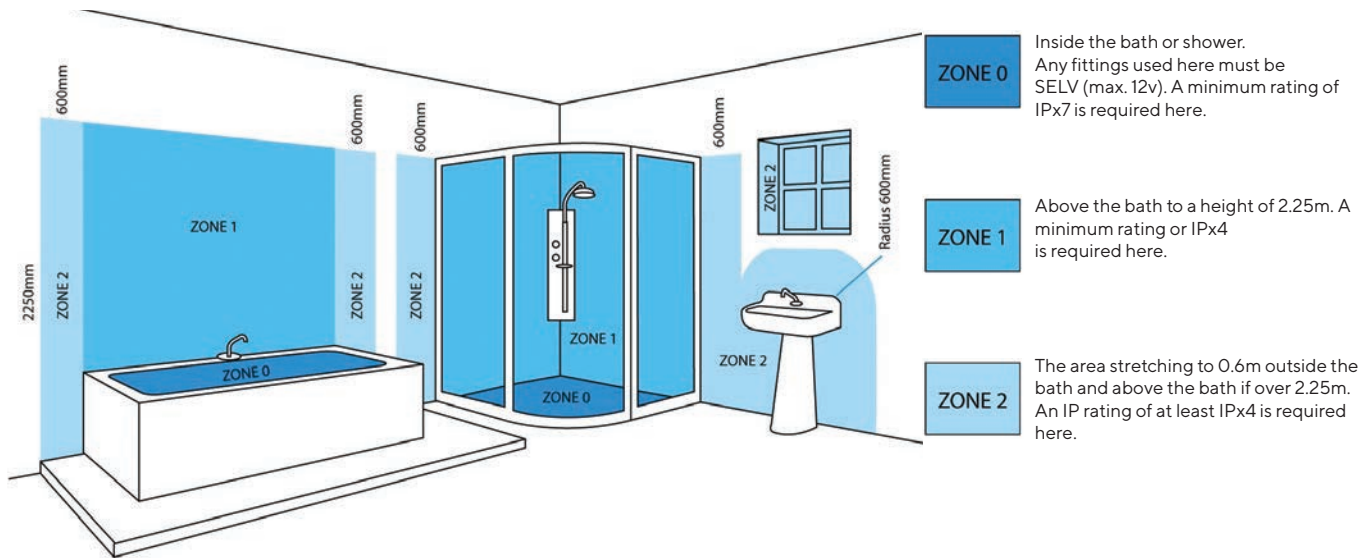


# IP ZONES EXPLAINED

A lot of VEW LED products are IP rated, meaning that they are suitable for use within the bathroom and in other areas of the home that may come into contact with water. It is important to understand IP ratings and IP zones to ensure safe installation of all electrical products.

Every bathroom has certain areas that are more at risk of being exposed to water than others. When installing bathroom lighting it is vital that you consult an IP zone map as shown below to identify the level of protection you require in each area.

N.B. SELV stands for separate extra low voltage.



## IP RATINGS EXPLAINED

IP stands for ingress protection and IP ratings simply indicate an LED product’s protection against the ingress of solids and liquids. Both digits in the rating indicates something different, see below graph for details:

IP65

No.	FIRST DIGIT: Protection against ingress of foreign bodies e.g. tools, dust, fingers, etc.
0	No protection
1	Protected against solid objects greater than 50mm (e.g. accidental touch by hands)
2	Protected against solid objects up to 12mm (e.g. fingers)
3	Protected against solid objects greater than 2.5mm (e.g. tools and wires)
4	Protected against solid objects greater than 1mm (e.g. small tools and wires)
5	Protected against dust, limited ingress (e.g. no harmful deposit)
6	Totally protected against dust
7	
8	

SECOND DIGIT: Protection against ingress of liquids i.e. IP44 is protection against solid objects greater than 1mm and water sprayed from all directions.
No protection
Protection against vertically falling drops of water (e.g. condensation)
Protection against direct sprays of water up to 15 degrees from vertical
Protection against direct sprays of water up to 60 degrees from vertical
Protection against water sprayed from all directions – limited ingress permitted
Protected against low pressure jets of water from all directions – limited ingress permitted
Protected against high pressure jets of water (use on ship deck) – limited ingress permitted
Protected against the effects of immersion between 15cm and 1m
Protected against long periods of immersion under pressure

This information is intended as a guide and contains several generalisations for illustrative purposes. For more technical information refer to an electrician and specific product data. All data is accurate at time of going to print and the company reserves the right to alter technical specifications at any time and without prior notification. Sizes are a guide only and all colours are subject to levels of accuracy determined by limitations of the printing process.





## What does LED stand for?

LED stands for Light Emitting Diode.

## What is a watt?

A watt is a unit of power used to quantify the rate of energy transfer from an LED product. It is equivalent to one joule per second. The calculation that is used to derive a watt is the voltage multiplied by the amperage. Basically it's a way to track how much energy a product consumes.

**The symbol for wattage is: w, for example: 4.8w**

## What are lumens?

Lumens is the measurement of brightness that an LED product gives out as perceived by the human eye. It is important to consider the lumen output when purchasing an LED product as this will tell you just how bright the product is going to be.

**The symbol for lumens is: lm, for example: 260lm**

## What is voltage?

Voltage is the pressure from an electrical circuit's power source that pushes charged electrons, or the current, through a conducting loop. This then illuminates an LED light. Most LED products have a voltage of 12 or 24.

**The symbol for voltage is: v, for example: 12v**

## What is a kelvin?

Kelvin is a unit of measurement for the colour temperature of light. There is a Kelvin scale that is used to determine the temperature and shade of white that an LED light gives out. The higher the Kelvin, the cooler the light, the lower the Kelvin, the warmer the light.

## What is a mA or mAmp?

mA or a milliamp is a unit of measurement for an electric current flowing through an electrical conductor and a measure of the rate of flow of electrons.

## What is an IP rating?

IP ratings are an indication of an electrical product's protection against solid objects such as dust and dirt and moisture. IP stands for ingress protection. The IP rating consists of two digits, the first number refers to the product's protection against solids, the second refers to its protection against liquids.

**For example: IP65 rated means a product is dust tight and protected against the ingress of dust, but is also protected against powerful jets of water.**



## What is RGB?

RGB simply stands for 'red, green and blue'. An RGB LED product has the ability to combine these three colours to produce over 16 million hues of coloured light.



## What is CCT?

CCT stands for 'correlative colour temperature' which indicates the colour appearance of a white LED. Is it defined in Kelvins.

## What are CCT switchable products?

When a product is CCT switchable, this means that it can be controlled to be 3000K warm white, 4000K natural white or 6000K daylight.

## What are CCT adjustable products?

CCT adjustable products can be transitioned from 3000K warm white through to 6000K daylight or anything in between with the use of a remote control or a mobile device application.

## What is CRI?

CRI stands for 'colour rendering index'. It is simply a measure of a light's ability to reveal the colours of various objects in comparison with a natural light source.

## What is IR?

If a sensor is an IR sensor, this stands for infrared. This means that the sensor emits an infrared beam up to a certain distance away from itself that can detect motion. These can be used in 2 ways: as a door sensor or as a wave/swipe sensor.

## What is PIR?

If a sensor is a PIR sensor, this stands for passive infrared, meaning that the sensor is activated when an object enters its field of view. It can also be called person in range, meaning that when a person or a moving object moves within the sensors detection range the lights will come on.

## What is an SMD LED?

SMD, or 'Surface Mounted Diode' LED products contain a permanently fused LED chip on a printed circuit board. This is then enveloped in an epoxy resin.

### Key features:

- Good light output with low energy consumption
- Wide beam angle for increased spread of light
- Lower energy costs with a high level of performance



## What is COB?

COB or "Chip on Board" technology contains a high number of diodes on the same surface, making it extremely bright but keeping the energy consumption very low. It also a high lumen-per-watt ration and heat efficiency.

### Key features:

- Very high light output with low energy consumption
- Minimal heat output
- Wide beam angle for increased spread of light
- Highly diffused light
- Long lifespan



## What is 3M VHB?

3M VHB are a family of tapes with double-sided foam tapes made from high performance acrylic adhesives on the back of them. The superior performance of 3M VHB Tapes means they can often be used to replace mechanical fasteners for joining a wide range of materials. Kitchen, bedroom and bathroom furniture is often constructed using materials which are challenging for adhesives to work effectively with. Solid stone worktops are constantly cold and offer very little surface energy whereas cabinetry can sometimes be left with sawdust and swarf which will cause adhesion failure with most LED tapes. At TLW, we have done extensive research to find the best adhesive backing for our VEW LED Tape and other products.

3M VHB is a pressure sensitive adhesive tape that is suitable for use on a wide variety of surfaces and is durable even in changing temperatures. Many of our clients have proven the benefit of this robust adhesive solution and enjoy the peace of mind its longevity brings. All VEW LED tapes use 3M VHB as standard.

## What is KONNEX?

The KONNEX system is unique to TLW products and is a simple plug and play system that allows you install our lighting products more easily.

### The key features of this system include:

- Separate power lead for products which makes it easier to route power from the source straight to the fitting
- Simple and easy to unplug the lead from the fitting if you'd like to change the light
- Products have individual components which allows for easier troubleshooting



# Jargon buster video

Scan the QR code and watch this jargon busting video, as we explain all the key phrases and technology terms.





VIEW LIGHTING

ve<sup>w</sup>tube™

We recognise that visualising lighting and the important processes involved in set up and installation can be imperative to our customers. That's why we have created the VEWtube channel. Here we are always uploading useful video content to assist with everything from understanding technical elements of lighting, to installation and setup guides. Go to YouTube and search VEWtube. Throughout this brochure you will find QR codes, simply scan them and it will direct you to relevant video content about that product or category.



YouTube

VIDEOS

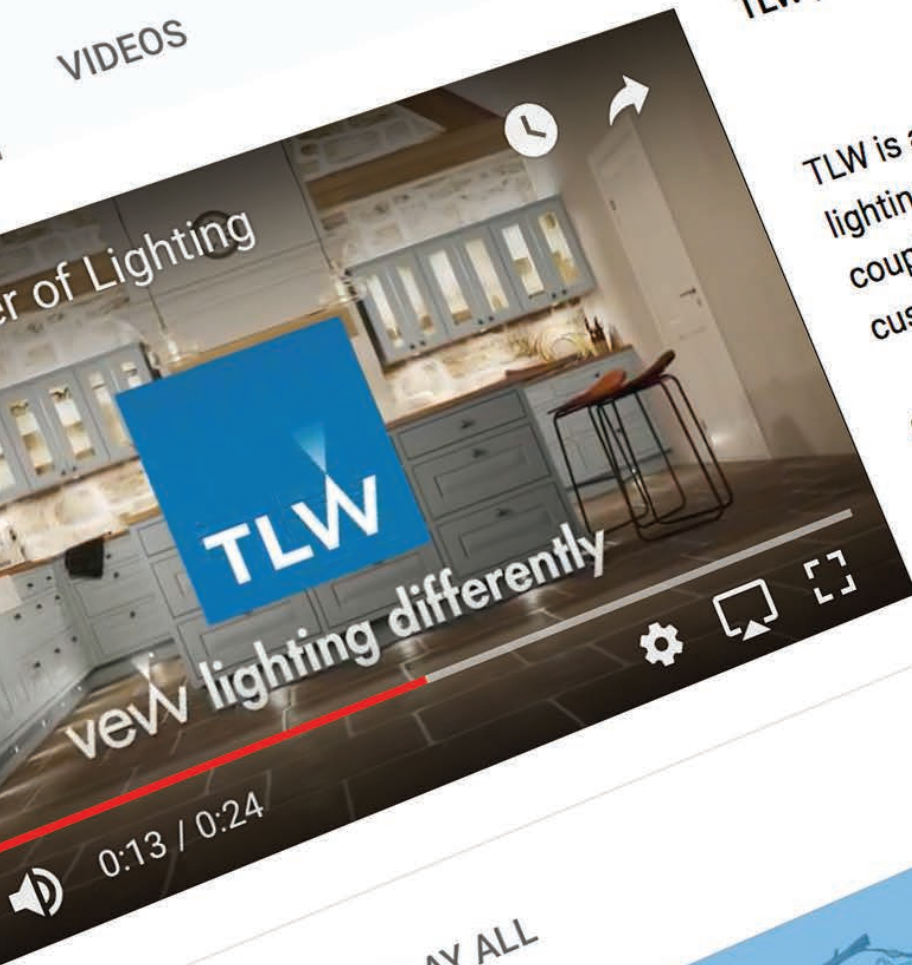
PLAYLISTS

CHANNELS

DISCUSSION

ABOUT

FEAT



## TLW | The Power of Lighting

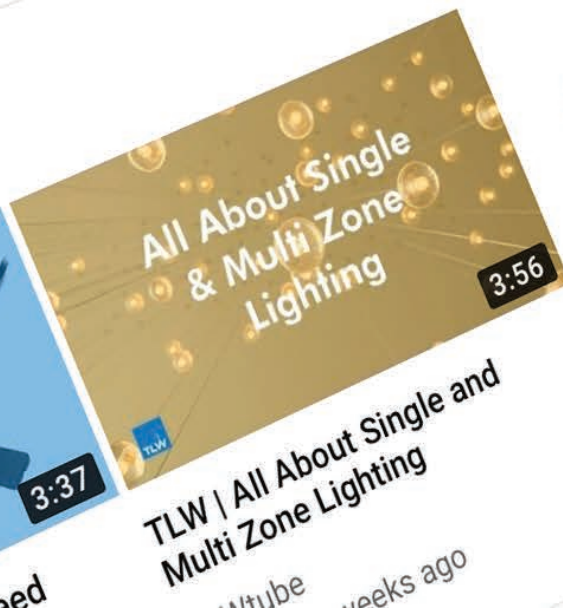
TLW is a market-leading manufacturer and supplier of innovative lighting solutions. We specialise in high quality products, coupled with incomparable service and dedication to our customers.

Specific attention is given to the KBB and furniture areas but almost any lighting product can be competitively sourced,

[READ MORE](#)

ent activities

▶ PLAY ALL



TLW | All About Single and Multi Zone Lighting

TLW | P  
IR Mot  
VEW



VEW  
Brunel House, Brunel Close, Harworth,  
Doncaster, South Yorkshire, DN11 8QA

T +44 (0)1302 741941  
F +44 (0)1302 741942  
E [sales@tlwglobal.com](mailto:sales@tlwglobal.com)

[VEWLIGHTING.COM](http://VEWLIGHTING.COM)